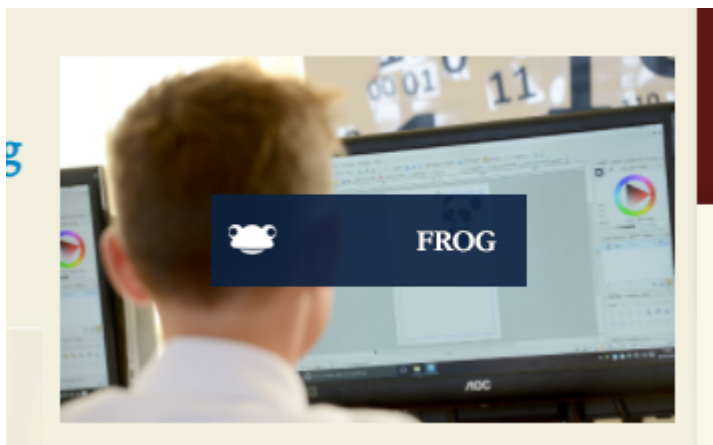


Logging on to Frog our Virtual Learning Platform

Go to the school website:

<https://www.frederickgoughschool.co.uk/>

Click here:



This page will open:



Login to Frog using your school credentials for example:


2018SurnameInitial

Password

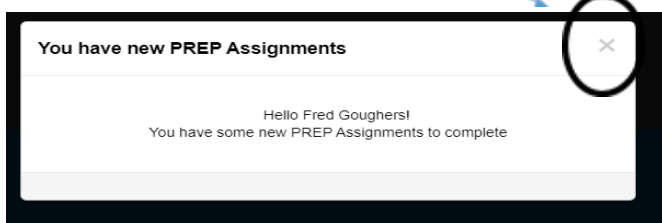
Please make sure your password is kept in a secure place and not shared with anyone.

How to access my PREP work - Year 7 & 8 only

Click on here for your PREP assignments:

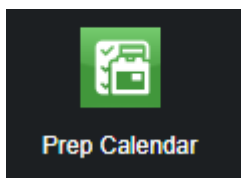


You will now see a message – this may change. Once you have read the message, please press the cross button.

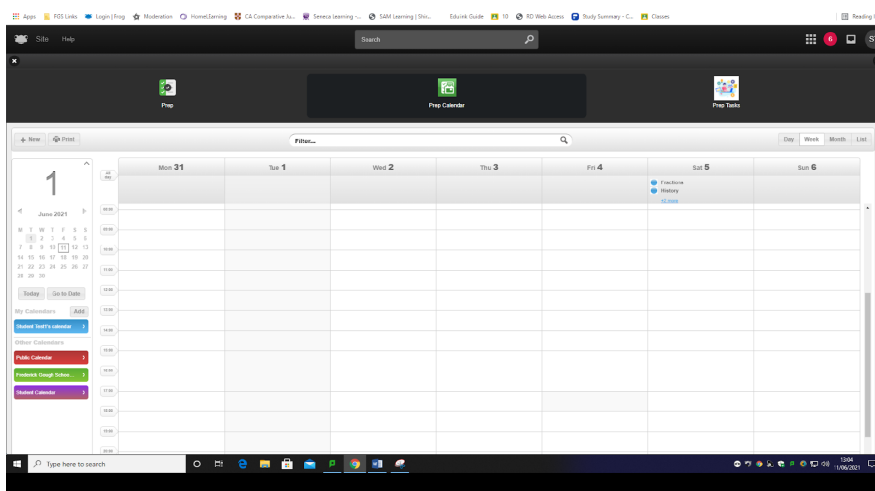


How to see my prep assignments:

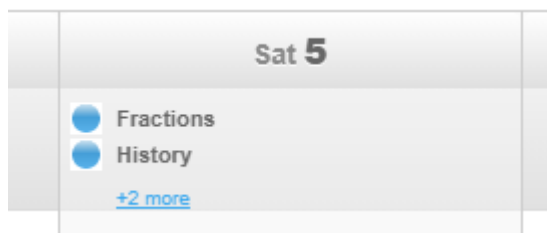
Once in PREP click on the PREP calendar:



And you will see this



Your prep tasks deadlines will appear in the grey box at the top:



This is the deadline for your PREP tasks and when they need to be submitted to your teacher.

You are now able to schedule your time as to when you intend to complete your PREP work.

To do this:

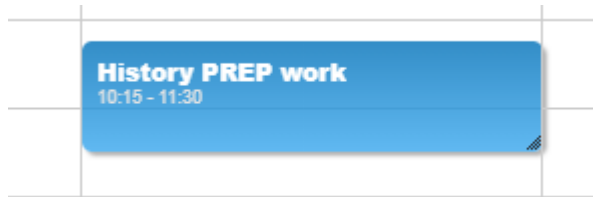
Double click on the day and time you want to complete the tasks and this will come up:

A screenshot of a 'New event' dialog box. The dialog has a title bar with 'New event' and a close button. It contains several sections: 'Location' with an empty text field; 'All day' with an unchecked checkbox; 'Starts' and 'Ends' fields showing 'Tue 01/Jun/2021 10:15' and 'Tue 01/Jun/2021 10:30' respectively; 'Repeats' set to 'No recurrence'; a 'Note:' label followed by an empty text area; 'Calendar' set to 'Student Test1's cale...'; and 'Invitations' set to 'Manage Invitations'. At the bottom, there are two buttons: a red 'Cancel' button and a blue 'Create Event' button.

Now complete:


- New event – give your PREP task a title e.g. History PREP work
- Check the day / time you want to complete this work within
- Once complete click on create event – the blue button

It will now sit in your calendar as an event like this:

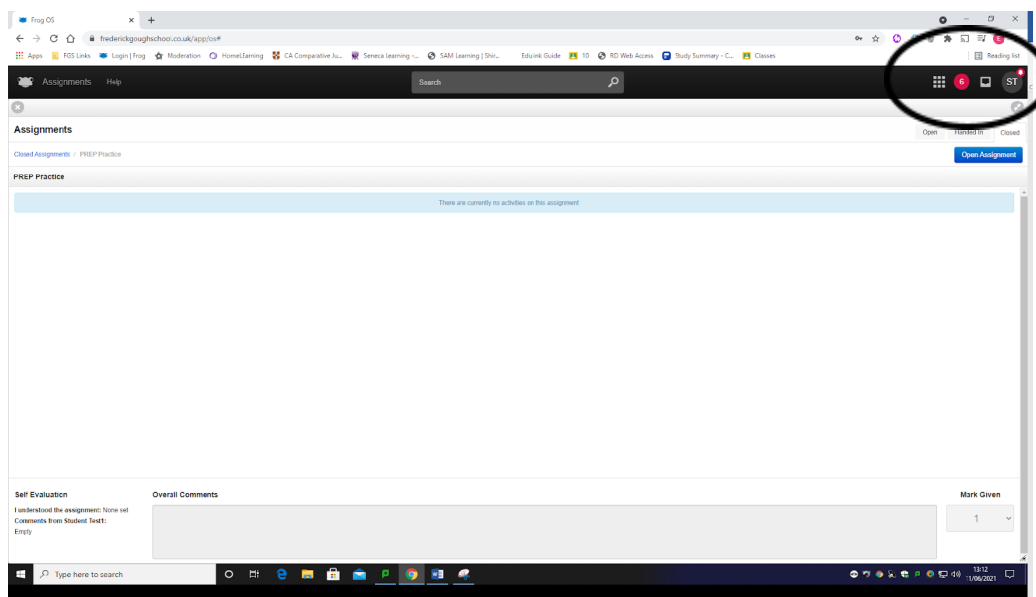


How to see the detail about my PREP assignments:

Once in PREP click on the PREP tasks:



If you click on the assignment, this will come up:



Click on open assignment:

The detail about your PREP work will come up

Once you have completed the work, press hand in assignment and complete the **self-evaluation** section.

You need to type in the comments box how long you have spent on each assignment:

Your comments, how long did you spend?

- A) Approx 30 minutes
- B) 45 minutes or more
- C) Between 15 to 30 minutes
- D) Less than 15 minutes